



Keep your hospital rolling!



- QUIET
- CLEAN
- SMOOTH



IV CARTS

MEDCASTER CN SERIES

Our Chrome NeoTeq series are designed to provide your equipment with a smooth and quiet roll.



TYPICAL CASTER CONFIGURATION:
 - 4 OR 5 SWIVEL
 GRIP RING 7/16"
 DIAMETER X 7/8" LONG



MedCaster Recommended Replacement:

Swivel Model:	CN-03NRP-100-SW-GR01
---------------	----------------------

Wheel Information:

Size: 3" diameter x 1" width

Capacity: 175 lbs each

Material: Neoprene Rubber Neoprene Rubber with sealed Ball Bearings

FEATURES

- Bright Chrome Finish
- Matching Chrome Thread Guards for wheels
- Non-Marking Soft-Neoprene Rubber wheels
- Dual Ball Swivel Raceways for added strength
- **Total Lock Brake** models lock both swivel and wheel
- Precision ball bearings in wheels for easier rollability
- NEW! Durable coated metal dust shield



2", new 2-1/2" and 3" diameter models.



With a simple touch of the pedal our total lock models lock both the wheels and swivel section for a more secure braking feature.

Choice of Fittings



Optional grey rubber wheels available

MedCaster

www.medcaster.com

EMERGENCY CARTS

MEDCASTER MQ SERIES

Our MQ Series features attractive two-tone accents.



FEATURES

- Glass filled nylon body
- Dual ball bearing raceway
- **Total lock and direction lock** brake models available
- Resistant to water and most chemicals
- Precision bearing in wheel
- Zinc plated top plate
- Riveted axle



Custom Colors Available

TYPICAL CASTER CONFIGURATION:

- 2 BRAKE
- 2 SWIVEL
- GRIP RING STEM 2-3/16"
- X .845" DIAMETER



MedCaster Recommended Replacement:

Swivel Model:	MQ-05PYP-125-SW-GR09
Swivel Model (brake):	MQ-05PYP-125-TL-GR09

Wheel Information:

Size: 5" diam x 1-1/4" width

Capacity: 275 lbs each

Material: Polyurethane

New sealed Precision Swivel bearing raceway now available.
Please consult factory.



4" and 5" diameter by
1-1/4" tread width.

With a simple touch
of the pedal Directional lock
models allow you to lock
swivel for easy steering



Choice of Fittings



PEDIATRIC CARTS

MEDCASTER CH SERIES

The CH series brings you Chrome Hospital casters at an affordable price.



TYPICAL CASTER CONFIGURATION:

- 2 BRAKE
- 1 SWIVEL
- 1 STEER

NORMAL TOP PLATE SIZE:

2-1/2" x 3-5/8" w/

1-3/4" x 3" BOLT HOLE SPACING



MedCaster Recommended Replacement:

Swivel Model:	CH-05TPP-125-SW-TP01
Swivel Model (brake):	CH-05TPP-125-TL-TP01
Swivel Steering Model (Direction Lock)	CH-05TPP-125-DL-TP01

Wheel Information:

Size: 5" diam x 1-1/4" width

Capacity: 260 lbs each

Material: Santoprene TPR

FEATURES

- Chrome Plated Finish
- Dual Ball Swivel Raceways for added strength
- **Total Lock Brake** models lock both swivel and wheel
- Directional lock models lock swivel only (helps with steering)
- Precision ball bearings in wheels for easier rollability
- Wheels have full thread guards for added protection



Upgrade to chrome thread guards. Add CTG to model number.



Anti-Microbial wheels available.



3", 4", 5", and 6" diameter by 1-1/4" tread width. Capacity to 260lbs each.



Rigid Models available change "SW" to "RG"



Total Lock
Red sticker on pedal.



Direction (Steering) Lock:
Green sticker on pedal.

Choice of Fittings



MedCaster

www.medcaster.com

CRASH CARTS

MEDCASTER **NG** SERIES



TYPICAL CASTER CONFIGURATION:

- 2 BRAKE
- 1 SWIVEL
- 1 STEER

NORMAL TOP PLATE SIZE:

2-1/2" x 3-5/8" w/

1-3/4" x 3" BOLT HOLE SPACING



MedCaster Recommended Replacement:

Locking Brake Model	NG-05QDP-125-TL-TP01
Swivel Model	NG-05QDP-125-SW-TP01
Steering Brake Model	NG-05QDP-125-DL-TP01

Wheel Information:

Size: 5" diam x 1-1/4" width

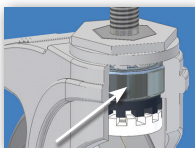
Capacity: 325 lbs each

Material: QuickStart TPR

FEATURES

- Maintenance free
- Sealed precision bearing raceway, smooth and quiet
- Total Lock Brake models lock both swivel and wheel
- Directional lock models lock swivel only (helps with steering)
- Wheels feature sealed precision ball bearings and full thread guards
- Resistance to most chemicals
- Recessed axle with plastic cap covers

Our NG series is made of glass filled nylon for added strength and durability. Precision ball bearings are insert molded into the swivel raceway.



Precision sealed ball bearing raceway design for smooth, quiet maintenance free ride.



Custom Colors Available



Available in 3, 4, 5, 6" diameters



Choice of total lock (grey) or direction lock models (dark grey pedal). With a simple touch of the pedal total lock models allow you to lock the swivel and wheels. Direction lock models lock swivel only.

Choice of Fittings



MedCaster

www.medcaster.com

INCUBATOR CARTS

MEDCASTER NA SERIES

Antistatic models can help protect your equipment



TYPICAL CASTER CONFIGURATION:

- 2 BRAKE
- 2 SWIVEL

NORMAL TOP PLATE SIZE:
2-1/2" x 3-5/8" w/
1-3/4" x 3" BOLT HOLE
SPACING



MedCaster Recommended Replacement:

Swivel Model:	NA-05QDP-125-SW-TP01
Swivel Model (brake):	NA-05QDP-125-TL-TP01

Wheel Information:

Size: 5" diam x 1-1/4" width

Capacity: 240 lbs each

Material: Antistatic Thermoplastic Rubber

FEATURES

- Antistatic caster helps protect equipment
- Maintenance free
- Sealed precision bearing raceway, smooth and quiet
- Total Lock Brake models lock both swivel and wheel
- Directional lock models lock swivel only (helps with steering)
- Wheels feature sealed precision ball bearings and full thread guards
- Resistance to most chemicals



4", 5", and 6" diameter by
1-1/4" tread width.



Direction (Steering) Lock
models available



With a simple touch of
the pedal the total lock
allows you to lock both
the swivel and wheel.



Rigid models
available



Other anti-static models are
available, consult factory.

Choice of Fittings



MedCaster

www.medcaster.com

PORTABLE DIAGNOSTIC CARTS

MEDCASTER **TM** SERIES

Our TM series features dual tread wheels for easy maneuverability along with total lock braking options.



TYPICAL CASTER CONFIGURATION:

- 2 BRAKE
- 2 SWIVEL

THREADED STEM: 1/2"
DIAMETER X 1" LONG
(13NC)



MedCaster Recommended Replacement:

Swivel Model:	TM-05PYP-281-SW-TS02
Swivel Model (brake):	TM-05PYP-281-TL-TS02

Wheel Information:

Size: 5" diam x 3" width

Capacity: 246 lbs each

Material: Polyurethane

Bearing: Precision Ball

Also TPP wheels are available. Change the wheel model to "TPP"

PYP wheels are 95 Shore A Durometer and optional TPP wheels are 75 Shore A Durometer. Wheels are available with both Plain and Precision Ball bearing.

FEATURES

- Double ball bearing located in the swivel raceway on 3" and 4" models
- New Sealed Precision Ball bearing located in swivel raceway on 5" models
- Wheels have easy rollability
- Our design protects axle/bearing areas from hair/water
- Total Lock models lock both the wheel and swivel
- Directional Lock (locks swivel) models are available. Please consult factory.



3", 4" and 5" diameters available

With a simple touch of the pedal total lock models allow you to lock the swivel and wheels.



Choice of Fittings



Custom Colors Available



ANESTHESIA CARTS

MEDCASTER **NG** SERIES



TYPICAL CASTER CONFIGURATION:

- 2 BRAKE
- 1 SWIVEL
- 1 STEER

NORMAL TOP PLATE SIZE:

2-1/2" x 3-5/8" w/

1-3/4" x 3" BOLT HOLE SPACING



MedCaster Recommended Replacement:

Locking Brake Model	NG-05QDP-125-TL-TP01
Swivel Model	NG-05QDP-125-SW-TP01
Steering Brake Model	NG-05QDP-125-DL-TP01

Wheel Information:

Size: 5" diam x 1-1/4" width

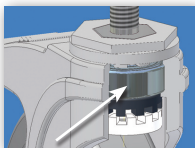
Capacity: 325 lbs each

Material: QuickStart TPR

Our NG series is made of glass filled nylon for added strength and durability. Precision ball bearings are insert molded into the swivel raceway.

FEATURES

- Maintenance free
- Sealed precision bearing raceway, smooth and quiet
- Total Lock Brake models lock both swivel and wheel
- Directional lock models lock swivel only (helps with steering)
- Wheels feature sealed precision ball bearings and full thread guards
- Resistance to most chemicals
- Recessed axle with plastic cap covers



Precision sealed ball bearing raceway design for smooth, quiet maintenance free ride.



Custom Colors Available



Available in 3, 4, 5, 6" diameters

Choice of Fittings



AUTOCLAVE/CAGE CARTS

MEDCASTER AC SERIES

Our AC series is made of 304 polished stainless steel. Caster is designed for temperature and pressures of most of the extreme autoclave environments.



FEATURES

- 304 Stainless steel, polished
- Dual ball swivel raceways for added strength
- High temp swivel seals are standard
- Stainless steel zerk fittings in swivel raceway

MEDCASTER SS SERIES

Our SS series design is constructed of stainless steel. This design gives you the quality necessary for most medical and pharmaceutical applications at an affordable price.



TYPICAL CASTER CONFIGURATION:

- 2 BRAKE
- 2 SWIVEL

NORMAL TOP PLATE SIZE:
2-1/2" TO 3" X 3" BOLT




MedCaster Recommended Replacement:

Swivel Model:	AC-05HSP-125-SW-TP01
Swivel Model (brake):	AC-05HSP-125-TB-TP01

Rigid casters available.

Wheel Information:

Size: 5" diam x 1-1/4" width
Capacity: 325 lbs each
Material: Hytrel 250°F wheels
4", 5" and 6" diameter
by 1-1/4" tread width.



Brake kits available on all sizes

Choice of Fittings



TYPICAL CASTER CONFIGURATION:

- 2 BRAKE
- 2 SWIVEL

NORMAL TOP PLATE
SIZE: 4" X 4-1/2" W/
2-1/2" TO 3" X 3" BOLT
HOLE SPACING



Swivel Model:	SS-06EPD-200-SW-TP03
Swivel Model (brake):	SS-06EPD-200-TL-TP03

Rigid casters available.

Wheel Information:

Size: 6" diam x 2" width
Capacity: 1000 lbs each
Material: Polyurethane MedEagle

4", 5", 6" and 8"
diameter by 2"
tread width.



With a simple touch of the pedal total lock models allow you to apply the pedal and lock both the swivel and wheel.

Choice of Fittings



POINT OF CARE CARTS

MEDCASTER™ SERIES

Our TM series features dual tread wheels for easy maneuverability along with total lock braking options.



TYPICAL CASTER CONFIGURATION:

- 2 BRAKE
- 2 SWIVEL

THREADED STEM: 1/2"
DIAMETER X 1" LONG
(13NC)



MedCaster Recommended Replacement:

Swivel Model:	TM-04PY0-281-SW-TS02
Swivel Model (brake):	TM-04PY0-281-TL-TS02

Wheel Information:

Size: 4" diam x 3" width

Capacity: 246 lbs each

Material: Polyurethane

Also TPP wheels are available. Change the wheel model to "TPP"

PYP wheels are 95 Shore A Durometer and optional TPP wheels are 75 shore A Durometer. Wheels are available with both Plain and Precision Ball bearing.



3", 4" and 5" diameters available

FEATURES

- Double ball bearing located in the swivel raceway on 3" and 4" models
- New Sealed Precision Ball bearing located in swivel raceway on 5" models
- Wheels have easy rollability
- Our design protects axle/bearing areas from hair/water
- Total Lock models lock both the wheel and swivel
- Directional Lock (locks swivel) models are available. Please consult factory.

With a simple touch of the pedal total lock models allow you to lock the swivel and wheels.



With a simple touch of the pedal direction (steering) lock models allow you to lock the swivel for easier steering.



Choice of Fittings



Custom Colors Available



RECLINER CHAIRS

MEDCASTER CH SERIES

The CH series brings you Chrome Hospital casters at an affordable price.



TYPICAL CASTER CONFIGURATION:

- 2 BRAKE
- 2 SWIVEL
- 22MM X 45MM WITH
- M8 THREADED HOLE



MedCaster Recommended Replacement:

Swivel Model:	CH-05TPP-125-SW-RS01
Swivel Model (brake):	CH-05TPP-125-TL-RS01

Wheel Information:

Size: 5" diam x 1-1/4" width

Capacity: 260 lbs each

Material: Thermoplastic Rubber

FEATURES

- Chrome Plated Finish
- Dual Ball Swivel Raceways for added strength
- **Total Lock Brake** models lock both swivel and wheel
- Directional lock models lock swivel only (helps with steering)
- Precision ball bearings in wheels for easier rollability
- Wheels have full thread guards for added protection



3", 4", 5", and 6" diameter by 1-1/4" tread width. Capacity to 260lbs each.

With a simple touch of the pedal total lock models allow you to lock the swivel and wheels. **Red** sticker on pedal.



Direction (Steering) Lock: **Green** sticker on pedal.



Upgrade to chrome thread guards. Add CTG to model number.



Anti-Microbial wheels available.

Choice of Fittings



WHEEL CHAIR WHEELS

MEDCASTER WC SERIES

Wheel chair wheel replacement solutions.



MedCaster Recommended Replacement:

24" Model:

WW-024PBP118-12M32

FEATURES

- New versatile chair replacement fork
- New front wheel chair wheels
- WC front wheel chair casters feature durable reinforced nylon construction
- Rear wheel chair casters now come in black or grey



MedCaster Recommended Replacement:

12" Model:

WW-12PGP165-12M

6" and 8" models also available.



MedCaster Recommended Replacement:

7/8" threaded model:

WC-75PYR106-SW-TS17

HOSPITAL BED

MEDCASTER **391** SERIES



TYPICAL CASTER CONFIGURATION:
 - 3 TOTAL LOCK
 - 1 DIRECTION LOCK



MedCaster Recommended Replacement:

Total Locking Caster	391Q32C200Z2351
Direction/Total Locking Caster	391R32C200Z2351

Wheel Information:

Size: 8" diameter

Capacity: 264 lbs each

Material: Grey Rubber tire on metal disc

FEATURES

- Zinc-plated
- Precision ball bearing raceway
- Plastic seal protects from dust and water
- Integrated selection mechanism with total lock brake "Q" and position locking brake "R"
- Selection mechanism continually greased
- Brake adjustment feature is standard
- 391+ casters have protective covers available in white or dark grey*



3", 4", 5", 6" and 8" diameter
 models by 1-1/4" tread width



Optional caster casing available*

Pedal / Lever Options

7/16" hex



Available for left and right foot.



Available for left and right foot.



Transmission lever long.



Available for left and right foot.



Available for left and right foot.



Transmission lever short.

STRETCHER

MEDCASTER **SR** WHEELS



MedCaster Recommended Replacement:

Wheel Model:	SC-08-SRP-125-05
--------------	------------------

Wheel Information:

Size: 8" x 1-1/4"

Capacity: 200lbs

Material: Santoprene Rubber

Please consult your distributor for the correct caster selection for your bed or stretcher.



Complete Line of Hospital Bed / Stretcher Casters



Rhombus
398 Series



Rhombus
390



Hospital Stainless/
Chrome (HS/HC)



Med-Bed Ultra
(MU)



Twin-Tech Ultra
(TU)



Rhombus
Nimbus 399



Rhombus
391 Precision



Rhombus
400 Series

Cross Reference Guide

HOSPITAL STRETCHERS			
<i>Manufacturer</i>	<i>Type of Caster</i>	<i>MedCaster Part No.</i>	<i>Notes</i>
Hill Rom--Hausted	Longstem (98.5mm / 3.88")		
Midmark -- Colson	8" central total lock w/ poly wheels	391r32c200bZ2351(2)	3 per unit
Gendron-- Beta	8" central swivel/brake w/ poly wheel	391q32c200bZ2351(2)	1 per unit
Midmark -- Older Units	Short stem (91.5mm / 3.6")		
	8" central total lock w/ poly wheels	391r32c200bZ2351(2)	3 per unit
	8" central swivel/brake w/poly wheel	391q32c200bZ2351(2)	1 per unit
Stryker	8" swivel w/bolt (1/2-20x3) w/poly wheel	390a35K200ZLD	4 per unit 390 in HK set up
Replacement Wheels	8" polyurethane wheel (black)	32c200bZ	35k200bZ is a savings
	8" conductive wheel (black)	32c200aZ	

MISCELLANEOUS EQUIPMENT			
<i>Manufacturer</i>	<i>Type of Caster</i>	<i>MedCaster Part No.</i>	<i>Notes</i>
Air Shields	2" twin wheel	DW02GRP100SWHK04	Threaded stem (1/2-13x1)
	2" twin w/brake	DW02GRP100TLHK04	
	5" swivel	CH05TPP125SWTS02	
	5" wheel brake	CH05TPP125TLTS02	
InterMetro Lf2	5" swivel caster	MQ05TPP125SWGR09	
	5" total lock	MQ05TPP125TLGR09	
	5" direction lock	MQ05TPP125DLGR09	
InterMetro Starsys	5" swivel caster	NG05QDP125SWTP01	
	5" total lock	NG05QDP125TLTP01	
	5" directional lock	NG05QDP125DLTP01 (optional)	
InterMetro Lionville 1760	5" swivel caster	MQ05TPP125SWTS07	
	5" total lock	MQ05TPP125TLTS07	

HOSPITAL BEDS			
<i>Manufacturer</i>	<i>Type of Caster</i>	<i>MedCaster Part No.</i>	<i>Notes</i>
Individual; Swivel and Brake casters. Hill-Rom, SSI, Kinetic, Concepts	5" swivel (gray rubber)	395a35k125rZ422	2 per unit
	5" central total lock	395q35k125rZ029	1 per unit
	5" central swivel/brake	395r35k125rZ029	1 per unit
Individual; Swivel and Brake casters.	5" swivel w/1" grip ring stem	CH05TPP125SWGR07	2 per unit
	5" total lock w/1" grip ring stem	CH05TPP125TLGR07	2 per unit
	Alternate:		
Hill Rom, Amedco, Carron, Simmons	5" swivel w/1" solid stem	CH05TPP125SWRS02/357a32c125bZ522	2 per unit
	5" total lock w/ 1" solid stem (threaded 8 mm hole 3/4" up from mounting surface)	CH05TPP125TLRS02/357h32c125bZ522	2 per unit
Replacement Wheels	5" gray rubber (non-marking)	CH05TPP12505/35K125r	
	5" polyurethane (carpets)	CH05PYP12505/35K125y	
	3" gray rubber	CH03TPP12505/35K125r	
ADEL Beds	5" central brake	390q35k125rZ2351	3 per unit
	5" central swivel/brake	390r35k125rZ2351	1 per unit
Simmons, Joerns, and others	5" swivel w/7/16 x 2" grip ring stem	CH05TPP125SWGR12	2 per unit
	5" total lock w/ 7/16 x 2" grip ring stem	CH05TPP125TLGR12	2 per unit
	3" swivel w/ 7/16 x 2" grip ring stem	CH03TPP125SWGR12	2 per unit
	3" total lock w/ 7/16 x 2" grip ring stem	CH03TPP125TLGR12	2 per unit

Cross Reference Guide - Cont.

HILL-ROM HOSPITAL BEDS			
<i>Hill-Rom Model</i>	<i>Type of Caster</i>	<i>MedCaster Part No.</i>	<i>Notes</i>
55	Before 1974	CH05-TPP-125SW-GR07 CH05-TPP-125TL-GR07	2 of each per unit
70			
77			
840 / 842	1974	395a35k125rZ422 395r35k125rZ029 395q35k125rZ029	Z422 denotes 25.4 x 45mm stem
420 / 422	1976	CH05-TPP-125SW-GR07 CH05-TPP-125TL-GR07	2 of each per unit
430 / 432			
440 / 442			
450 / 452			
550 / 552			
715 / 717			
720 / 722			
820 / 822			
835 / 837	1983	395a35k125rZ422 395r35k125rZ029 395q35k125rZ029	Z422 denotes 25.4 x 45mm stem
835 / 837 Suffix A, D, or G	After April 1993	Please consult Distributor for correct casters	
		Alternate:	
		CH05-TPP-125SW-GR07 CH05-TPP-125TL-GR07	2 of each per unit
850	1985	395a35k125rZ422 395r35k125rZ029 395q35k125rZ029	Z422 denotes 25.4 x 45mm stem
1100	1991	395a35k125rZ422 395r35k125rZ029 395q35k125rZ029	Z422 denotes 25.4 x 45mm stem
1110			
1120			
1130			
1140	1993	Please consult Distributor for correct casters	
1105			
1115			
1135			
1145			
1060 / 1062	1993	Please consult Distributor for correct casters	newer version / spring outside of stem
Birthing Bed 3600/3606		Please consult Distributor for correct casters	
CCU Bed 880/886		391q32c200bZ2351 391r32c200bZ2351	2 of each per unit
GP Stretcher 892-896		391q32c200bZ2351 391r32c200bZ2351	2 of each per unit
8030/8020/8010		391q32c200bZ985 391r32c200bZ985	2 of each per unit

Cross Reference Guide - Cont.

MEDICAL EQUIPMENT			
Manufacturer	Type of Caster	MedCaster Part No.	Notes
Waterloo	5" swivel - special plate (77x67)	357a32c125bZPD	2 ea
	5" total lock	357h32c125bZPD	2 ea
	5" directional lock	357r32c125bZPD	Option
Waterloo Manufactured After 2004	5" total lock	NG05QDP125TLTP01	2 ea
	5" directional lock	NG05QDP125DLTP01	1 ea
	5" swivel caster	NG05QDP125SWTP01	1 ea
Harloff, Homak, Artomick, CBI Drustar, Blue Bell	5" swivel standard plate	357a32c125bZPF	1-3/4x3" bolt hole 2 ea
	5" total lock	357h32c125bZPF	
	5" directional lock	357r32c125bZPF	Option
Recliners La-Z-Boy, Lumex	3" swivel - plate mount	RZ03TPP090SWTP05	2 ea
	3" total lock - plate mount	RZ03TPP090TLTP05	2 ea
Hill-Rom and others w/ 7/16 Grip Ring	3" swivel 7/16x1-1/4" grip ring stem	RZ03TPP090SWGR02	2 ea
	3" total lock	RZ03TPP090TLGR02	2 ea
Ultrasound and X-ray ATL Burdick	5" total lock w/ antistatic wheel	357h32c125aZRS01	
	5" swivel	357a32c125aZRS01	
	5" directional	357r32c125aZRS01	
Biosound	5" directional w/ threaded stem (1/2-13x1)	357r32c125bZLD CH05TPP125DLTS02-CTG	2 ea 357 can be used with either a 1/2-13 or 12mm bolt
	5" total lock	357h32c125bZLD CH05TPP125TLTS02-CTG	
Hewlett Packard	6" swivel	357a32c150aZLC CH05CRB150HK01	2 ea
	8" wheel only	32c200aZ	2 ea
N. American Drager	6" swivel	NA06QDP125SWRS01	2 ea
	6" total lock	NA06QDP125TLRS01	2 ea
Elscent	5" swivel	357a32c125aZPD	
	5" total lock	357h332c125aZPD	
Picker	5" total lock	357r32c125aZPD	
	8" wheel	32c200aZ	
Phillips	5" total lock	357a32c125aZPD	
	8" wheel	32c200aZ	

Cross Reference Guide - Cont.

HOSPITAL FOOD EQUIPMENT			
Manufacturer	Type of Caster	MedCasterPart No.	Notes
Aladdin	Food warming carts	357h32c125bZPD	
		354a32c125bZPD	
Alto Shaam	Food warming carts		
Automatic Juicer	Cart	CH03TPP125SWSR73	Rhombus R73 adapter 22.0-24.0mm
Cecilware	Fryer	CH05PYP125SWTS02	
		CH05PYP125TLTS02	
Emery Thompson	Ice cream machines	441a00R100PZPH	
		441h00R100PZPH	
Food Equipment Co.	Food handling carts	CH05PYP125SWXRN__	Specify stem size and length
		CH05PYP125TLXRN__	
		CH05PYP125SWTP01	
Franke	Scrambled egg center	CH03TPP125TLRS37	37.5mm round stem
Gastronom	Roast & hold oven	357a29k125bZPD	
		357h29k125bZPD	
General Slicing	Mixer	CH05TPP125SWXRR7	
		CH05TPP125TLXRR7	
H&K Dallas	Scrambled egg center	CH03TPP125TLRS37	37.5mm round stem
Hatco	Holding cart	CH03TPP125TLTS__	Specify stem size and length
Illinois Range	Scrambled egg center	CH03TPP125TLRS37	37.5mm round stem
Mcdonalds	Scrambled egg center	CH03TPP125TLRS__	Specify stem size / length / mounting hole location / hole size
North Star Evergreen		CH05PYP125TLTP01	Specify plate dimensions
Nutronics	Tables	CH05TPP125TLXRR7	
		CH05PYP125TLTP01	Specify plate dimensions
Russlander (Jewett)	Refrigerators	DW02GRP100SWTP__	Specify plate dimensions
		DW02GRP100TLTP__	

Note: Manufacturer names are used here for reference purposes only.

www.medcaster.com

MedCasterTM **CPR**
Caster Priority Response



MedCasterTM

MedCaster, Inc. • 800 N. Clark Street • Albion, MI 49224
Phone: 866-462-9700 • Fax: 517-686-1072
Email: info@medcaster.com • www.medcaster.com